




# HAUPTSTADTKOFFER

Macht jedes Reiseziel zur Hauptstadt

## TXL

Welcome on board



## ONLINE VERSION

**DE** - Du findest diese Anleitung in Deiner Sprache auch online:  
[www.hauptstadtkoffer.de/de/downloads/txl-koffer](http://www.hauptstadtkoffer.de/de/downloads/txl-koffer)

**EN** - You will find this manual in your language also online:  
[www.hauptstadtkoffer.de/en/downloads/txl-koffer](http://www.hauptstadtkoffer.de/en/downloads/txl-koffer)


**FR** - Vous pouvez trouver en ligne les instructions dans votre langue:  
[www.hauptstadtkoffer.de/fr/downloads/txl-koffer](http://www.hauptstadtkoffer.de/fr/downloads/txl-koffer)

**ES** - Encontrará las instrucciones en su idioma también en línea:  
[www.hauptstadtkoffer.de/es/downloads/txl-koffer](http://www.hauptstadtkoffer.de/es/downloads/txl-koffer)

**IT** - Puoi trovare on-line questo manuale nella tua lingua:  
[www.hauptstadtkoffer.de/it/downloads/txl-koffer](http://www.hauptstadtkoffer.de/it/downloads/txl-koffer)

## CONTENTS

About the Product .....	2
Tips und Tricks .....	3
TSA Combination Lock .....	4
Telescopic Handle and Wheels .....	6
For the Start of your Trip .....	8



**HAUPTSTADTKOFFER®**  
[www.hauptstadtkoffer.de](http://www.hauptstadtkoffer.de)

Customer Service  
**+49(0) 30.63 413 414 | Mon. - Fri.: 9.00 - 16.00**  
[info@hauptstadtkoffer.de](mailto:info@hauptstadtkoffer.de)



## THANK YOU FOR CHOOSING A HAUPTSTADTKOFFER!

Congratulations: you have selected a top-class product that meets the highest quality standards.

### ADVANTAGES OF A PP HARDSHELL

The matte surface of Polypropylene gives the trolley its noble finish.

This lightweight and dimensionally stable hardshell is particularly unbreakable, shock- and impact-resistant. In addition, the matte surface is extremely resistant to scratches and fingerprints.



**Five-year guarantee from the date of purchase, subject to guarantee conditions.** More info at: [hauptstadtkoffer.de/de/garantie](http://hauptstadtkoffer.de/de/garantie)



Especially lightweight for convenient transportation



Four 360° easy-running wheels



Easy-to-replace parts, attached by screws



TSA lock with selectable number combination



Extra seal for zips - protection against moisture



Telescopic handle with a push-button to select the height level

## TIPS AND TRICKS



### Avoid surprises

**More security.** A bag belt<sup>1</sup> protects your luggage. **Reduce excess luggage.** With the mobile luggage scales,<sup>1</sup> you can avoid additional costs. **No more scratches.** A suitcase cover<sup>1</sup> protects your case during rough baggage transportation at the airport.



### Organised packing

**More organised.** The cross-belt keeps your luggage together. The intermediate floor with two separate compartments helps you gain an overview when packing. **Chaos in the suitcase.** With an organiser set<sup>1</sup>, you can keep your suitcase tidier. **Too much luggage.** A foldable travel bag<sup>1</sup> is the perfect solution for excess luggage.



### Enjoy a pleasant travel experience

**Set off on your holiday relaxed.** A neck pillow<sup>1</sup> protects against tension by allowing an anatomically-correct reclined position. **Sleep peacefully.** A sleep mask<sup>1</sup> gives you a darker environment and ensures a peaceful night's sleep.



### How to care for your HAUPTSTADTKOFFER correctly.

Clean any dirt on the outer shell with a damp cotton cloth. Treat small scratches with polish and a cotton cloth. When storing, wrap the outer shell of the suitcase in a fabric or suitcase cover<sup>1</sup>.

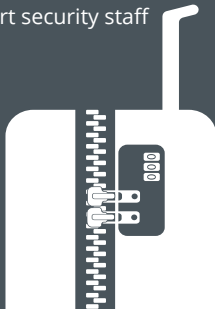
<sup>1</sup> You can find useful travel accessories in the online shop: [www.hauptstadtkoffer.de/de/zubehoer](http://www.hauptstadtkoffer.de/de/zubehoer)



# ALL YOU NEED TO KNOW ABOUT YOUR TSA COMBINATION LOCK

## Why do I need a TSA combination lock?

TSA locks are recommended for travel in the USA. The item of luggage can be opened and searched by airport security staff with a master key, without damaging the lock.



## INSTRUCTIONS FOR THE TSA COMBINATION LOCK

Set a personal number combination:

1. (b) Set the wheels to the number combination 0-0-0.
2. (a) Press the button using a sharp object until you hear a "click".
3. (b) Turn the wheels to set your own number combination.
4. (c) Press the button until you hear the "click" again.
5. To open the lock, press the button (c) in the direction of the arrow. Repeat steps 1-4 if you need to change the combination, but with a different number combination.



More info:  
[www.hauptstadtkoffer.de/de/kofferschloss](http://www.hauptstadtkoffer.de/de/kofferschloss)



## Where is the key for the TSA lock?

Only airport security personnel possess the master key for the TSA lock. For this reason, you do not require a key for your TSA lock – just a number combination. Suitcase manufacturers and retailers do not possess a TSA key.



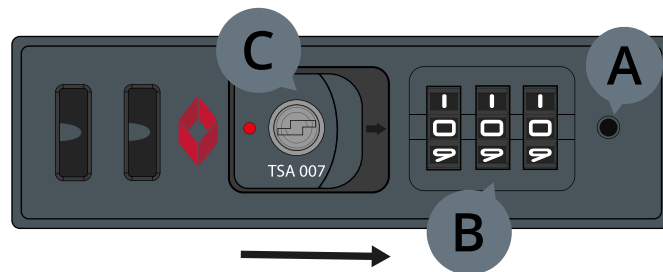
## Forgotten your number combination?

If you forget your number combination, you can open your suitcase in the following way: a 3-digit number lock has 999 different combinations. If you try out all possible combinations (beginning with 0-0-0), you will be able to open the lock in approx. 20-30 minutes.

*If you have any problems/queries regarding your product, please contact our customer service*



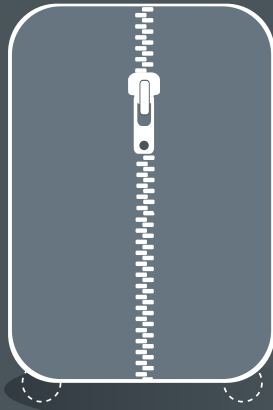
+49(0) 30.63 413 414 | [info@hauptstadtkoffer.de](mailto:info@hauptstadtkoffer.de)



## SUSTAINABLE FUNCTIONALITY



Your suitcase is made from components that are easily replaced and screw into place. Parts such as the telescopic handle/wheels are simple to replace.




## CHANGING THE TELESCOPIC HANDLE

1. Open the zip of the interior lining in the suitcase (fig. 1).
2. Remove the protective film on the screws (fig. 2).
3. The screws (quantity: 6) can be loosened with a Phillips screwdriver (fig. 2).
4. Remove the defective telescopic handle above the suitcase (you may experience some resistance, so employ a little strength to remove it) and substitute this with a new handle.

If sensitive parts, such as the telescopic handle or wheels, stop functioning optimally after several years of use, please get in touch with our customer service team.

2



6 screws for the telescopic handle

8 screws for the wheels



+49(0) 30.63 413 414 | [info@hauptstadtkoffer.de](mailto:info@hauptstadtkoffer.de)

## CHANGING THE WHEELS

1. Open the zip of the interior lining of the suitcase (fig. 1).
2. Remove the protective film from the screws (fig. 2).
3. The screws (quantity: 8) can be loosened with a Phillips screwdriver (fig. 2).
4. Remove the defective wheels and substitute with new wheels.

More info in the video:  
[hauptstadtkoffer.de/koffer-videos](https://www.hauptstadtkoffer.de/koffer-videos)



## TO-DO LIST



1. Set the number combination



2. Pack the case



3. Check your packing list



4. Enjoy your holiday



5. Review your suitcase

## YOUR EVALUATION IS IMPORTANT TO US



We would be delighted if you would share your experience with this product. Your evaluation helps other customers make a purchase decision and also provides us with valuable feedback.

If there is a problem with your delivery, please get in touch with our customer service team, so that we can resolve the problem as quickly as possible.

## YOUR PACKING LIST



### Clothing

- Underwear, pyjamas or night-shirt
- Swimwear
- Sports clothing
- Trainers
- Rain clothing or umbrella



### Documents

- Passport
- Travel tickets
- Credit cards
- Driving licence or driving papers
- Emergency pass



### Hygiene & Cosmetics

- Toothbrush and toothpaste
- Shampoo and shower gel
- Shaving equipment
- Make-up equipment, face creams etc.
- Contact lens solution and containers
- Medicines
- Sun cream



### Electronics

- Adaptor plug for foreign sockets
- Camera and charging equipment
- Photography equipment, video camera
- Memory cards
- Hair dryer
- Travel alarm
- MP3 player
- Batteries
- Torch





**HAUPTSTADTKOFFER®**  
[www.hauptstadtkoffer.de](http://www.hauptstadtkoffer.de)